



3588US3

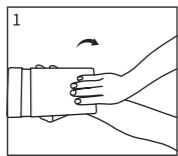
3.5寸移动硬盘盒

使用说明

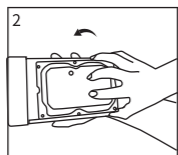
感谢您选择ORICO!

在您使用本产品前，请仔细阅读这份用户使用说明书!

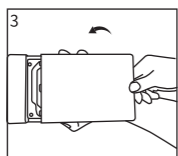
快速使用指南



打开硬盘盒后盖：双手拿住硬盘盒，如图1所示，往箭头方向滑动后盖。



装入硬盘：将硬盘的接口与硬盘盒的接口对准，轻轻推入，放平硬盘盖上后盖即可，装好硬盘后若发现硬盘有晃动，重新打开盖子，将产品附件所带的海绵垫贴在相应的位置即可。



装好硬盘以后，按照图3所示方向装好硬盘盒后盖即可。

- 1 -

产品简介

ORICO 3.5寸单盘位移动硬盘盒均采用高质量原料打造，使用简单方便，主要以搭配3.5寸机械硬盘使用。当您在主机硬盘容量不够时，当您在考虑大容量数据随时移动时，当您在企业办公中办公数据需要使用硬盘存储时。您都可以随时随地使用ORICO 3.5寸移动硬盘盒进行移动存储功能，为您的生活与工作带来一定的便利与轻松。

产品清单

请依照以下清单检查包装内的产品和配件是否齐全。如果有任何问题可随时联系您的经销商或者ORICO客户服务中心以获得支援。

产品本体	1PCS
电源适配器	1PCS
数据线	1PCS
使用说明书	1PCS
感谢卡	1PCS

温馨提示：

因产品生产批次不同，产品包装、外观或者配件可能会有所变更，并与此使用说明提供的图片、外观、说明不一致，请您以收到的实际产品为准，若由此给您带来不便请您谅解，谢谢!

- 2 -

产品规格

产品名称：3.5寸移动硬盘盒
产品型号：3588US3
产品材质：ABS + 镀锌钢板
产品尺寸：194(L) x 118(W) x 31(H)mm
产品供电：12V/2A电源适配器
输入：SATA3.0
输出：USB3.0 Type-B
传输速率：5Gbps
数据线：USB Type-A/M To USB Type-B/M
支持系统：Windows, Mac OS, Linux

使用方法

1. 将3.5寸机械硬盘安装至ORICO 3.5寸移动硬盘盒。
2. 连接电源适配器和USB数据线 (USB数据线一端接本品，一端连接主机)。
3. 打开产品开关即可使用。接通电源指示灯为蓝色，读写数据时指示灯为蓝红闪烁。

设备移除说明

注意：当需要退出移动设备时，请先停止移动设备的数据读写，否则无法正常退出移动设备，强行退出有可能会导您数据异常或丢失。

- 3 -

注意事项

1. 硬盘是精密设备，请预先阅读其使用说明并正确操作。
2. 如果您使用的新买的硬盘，则需要在硬盘初始化后才可以正常使用。
3. 请勿撞击、扔掷、针刺本产品，并避免跌落、挤压、弯曲产品。
4. 请避免在高温、低温、潮湿、多尘及长期暴露于阳光下使用。
5. 请勿将本产品置于有腐蚀性物品的环境，严禁使用其他化学溶液清洗本产品。
6. 请勿将产品及附件放置于具有强大电磁场的器具中，以及远离磁性设备。
7. 请将产品及附件放在儿童触摸不到的地方，请勿让儿童在无人监管的情况下使用产品。
8. 请勿擅自拆卸和维修产品及附件，只有授权机构才可维修本产品。
9. 如需要配备电源适配器的产品，请使用本公司指定的电源适配器。
10. 本产品使用过程中如有任何问题，可随时与您的经销商或ORICO客户服务中心联系。

- 4 -

保修说明

保修条例

ORICO 产品的售后服务严格依据《中华人民共和国消费者权益法》、《中华人民共和国产品质量法》，实行售后三包服务，服务内容如下：

1. 自签收之日起7日内，产品出现性能故障并由ORICO客户服务中心鉴定之后，可享受退货、换货或免费维修服务。
2. 自签收起8-15日内，产品出现性能故障并由ORICO客户服务中心鉴定之后，可享受换货或免费维修服务。
3. 自签收之日起12月内，产品出现性能故障并由ORICO客户服务中心鉴定之后，可享受免费维修服务。

保修限制条款

深圳市元创时代科技有限公司保修条款不适用于以下情况：

1. 超过保修条款期限。
2. 未经授权拆解、改动或维修过的产品，以及碰撞、进液、摔坏等人为损坏。
3. 水灾、火灾、雷击、地震等不可抗力造成的损坏。
4. 与本使用说明不一致的错误操作。
5. 产品或包装盒条码与实物不符，以及被涂改、撕毁。
6. 未经授权使用非原装配件造成的损坏。
7. 无有效的购买凭证。

- 5 -

版权说明

感谢您购买并使用 ORICO 的产品，请在使用该产品之前认真阅读本说明书，以确保正确的操作方法，强烈建议您开始使用该产品前，为了确保您的资料数据安全，我们强烈建议您做数据备份，ORICO 作为设备产品制造商对于任何因素造成资料及数据丢失不承担任何直接或间接责任，制造商并不承担任何赔偿和数据恢复的义务。

同时，深圳市元创时代科技有限公司不对用户及经销商作特殊承诺，不对外数据丢失、直接或间接损失负责！如您开始使用该产品，即表示您理解并接受！

版权说明版权说明：ORICO 相关产品以及资料均属于深圳市元创时代科技有限公司所有，拥有其相关著作权及版权，不得翻印。

本用户手册包括但不限于其所包含的所有信息受到著作权保护，未经元创时代科技有限公司许可，不得任意地仿制、拷贝、摘抄、转译或为其他使用或处理；本用户手册没有任何形式的担保、立场表明或其它暗示。若有任何因本用户手册或其所提到之产品的所有信息，所引起直接或间接的数据流失、利益损失或事业终止，元创时代科技及其所属员工恕不为其担任任何责任。除此之外，本用户手册所提到的产品规格及信息仅供参考，内容亦会随时更新，恕不另行通知，元创时代科技不负责本用户手册的任何错误或疏失。

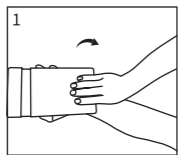
本用户手册中所提及的产品名称只能做为识别之用，而前述名称可能是属于其他公司的注册商标或是制作权。当下列两种情况发生时，本产品将不再受到元创时代科技之保修及服务：

- (1) 该产品曾经非元创时代科技授权之维修、规格更改、零件替换；
 - (2) 产品序列号模糊不清或丢失。
- 产品规格或驱动程序改变，用户手册都会随之更新，更新的详细说明请您访问元创时代官网：<http://www.orico.com.cn>

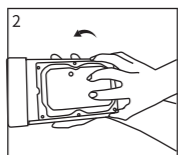
- 6 -

Thank you for choosing ORICO products!
Please read this user manual carefully before using.

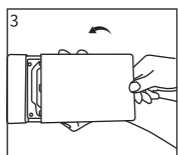
Installation Guide



Hold the enclose steadily with one hand and grab and pull the gap with the other.



Insert a hard drive, pay close attention to its orientation, just as shown in the picture below. Close the gap, If your hard drive shakes while you moving the enclosure. Open again to install a sponge cushion, to do so just adhere the sponge on location.



Close the gap in indicated direction in the following picture.

- 1 -

About this Product

ORICO 3.5 inch hard drive enclosure is made of high-quality material and easy to use. It is compatible with 3.5 inch HDD. When the host hard drive capacity is not enough, when you want to carry large-capacity data with you, when you need to use hard disk storage in office. You can use ORICO 3.5 inch HDD enclosure for mobile storage at anytime, anywhere, bringing convenience and ease to your work and life.

What's in the Box

Please check if the following product and accessories in the box before using this product. Do remember to contact your retailer or orico customer care team when anything missing or broken.

Hard drive enclosure main body	1PCS
Power adapter	1PCS
Data cable	1PCS
User manual	1PCS
Thanks card	1PCS

Warm Prompt: The Product, accessories and package may optimized for better application or performance. We sincerely sorry that they may not exactly match with what showing in manual and appreciate your understanding. Please adhere to the original products and contact ORICO customer care team if any further concern. Thank you very much.

- 2 -

Specifications

Name: 3.5 Inch External Hard Drive Enclosure
Model: 3588US3
Material: ABS + Steel
Dimension: 194(L) x 118(W) x 31(H)mm
Power supply: 12V/2A Power adapter
Input: SATA3.0
Output: USB3.0 Type-B
Transmission Rate: 5Gbps
Data Cable: USB Type-A/M To USB Type-B/M
Supported System: Windows, Mac OS, Linux

Using Steps

1. Mount 3.5inch HDD into ORICO 3.5inch HDD enclosure.
2. Connect power adapter and USB data cable (Connect one end of cable to the product and the other end to the host).
3. Turn the product on and start to work. The indicator is blue when powered on, blue and red indicators flash while reading and writing data.

Always Remove Devices Safely

Please make sure the computer has finished saving and stop accessing before removing. Remove a drive while it's still transferring or saving data may cause damage to your drive or its data inside.

- 3 -

Notice

1. HDD enclosure is precision equipment. Please firstly read the User Manual and operate it correctly.
2. The hard disk used for the first time needs to be initialized.
3. Avoid high-temperature, low-temperature, humid or dust environment.
4. Please do not hit, throw, or puncture the product, and avoid dropping, squeezing, or bending.
5. Please do not place this product in a corrosive environment. Do not use other chemical solutions to clean the product.
6. Please do not place the product or accessories in appliances with strong electromagnetic fields and away from magnetic equipment.
7. Please keep the product and accessories away from children. Do not allow children to use the product without supervision.
8. If you need a product with a power adapter, please use the power adapter specified by our company.
9. Please do not disassemble and repair the product or accessories without the authorization of ORICO.
10. If you have any questions during the use of this product, please feel free to contact your dealer or ORICO Customer Service Center.

- 4 -

FCC and CE Radiation Norm

FCC
This device complies with part 15 of the FCC Rules. Operation is subject to the following two conditions: (1) This device may not cause harmful interference, and (2) this device must accept any interference received, including interference that may cause undesired operation.

CE
This equipment has tested and found to comply with the limits of the European Council Directive on the approximation of law of themember states relating to electromagnetic compatibility (89/336/EEC) according to EN 55022 Class B.

FCC and CE Compliance Statement
These limits are designed to reasonable protection against frequency interference in residential installation. This equipment generates, uses and can radiate radio frequency energy, and if not installed or used in accordance with the instructions, may cause harmful interference to radio communication. However, there is no guarantee that interference will not occur in television reception, which can be determined by turning the equipment off and on. The user is encouraged to try and correct the interference by one or more of the following measures: Reorient or relocate the receiving antenna, increase the separation between the equipment and the receiver, connect the receiver to a different power outlet.

CAUTION!
The Federal Communication Commission warns the user that changes or modifications to the unit not expressly approved by the party responsible for compliance could void the user's authority to operate the equipment.

Disclaimer Statement
Thank you for your choice to purchase and use ORICO products! Please read this user manual carefully before using the product, to ensure correct operation method. We strongly recommend you to make data backup before using this product so as to make sure your data are completely safe. As the equipment manufacturer, ORICO do not afford any direct or indirect responsibility for documents and data loss caused by any factor. Manufacturers do not have the obligation to afford any compensation and data recovery. ORICO Technologies Co., Ltd do not make special promise to users and distributors, ORICO do not afford any unexpected data loss, direct or indirect loss. If you start to use this product, that means you understand and accept this disclaimer!

Copyright description: All ORICO products and relative datas belong to ORICO Technologies Co., LTD. ORICO have the right of produce and copyright, reproduction is prohibited. This user manual includes, but not limited to all information with copyright protection, without permission from ORICO, no one is allowed to clone, copy, excerpt, translation or use for other things.

This user manual does not have any form of warranty, position statement or other hint. If there is any direct or indirect data loss, economic loss or enterprise bankruptcy caused by this user manual or its product information mentioned, ORICO and its staff will not afford any responsibility for that. Besides, the product specification and information mentioned in this user manual are just for your reference, and contents will update at any time without further notice. ORICO will not take responsibility for any error or negligence in this user manual.

The product name mentioned in this user manual can be only used for identification, and this name may be part of the other company's registered trademark or production rights. When below two situations happened, this product will not have ORICO's warranty and service.

- (1) The product does not belong to ORICO's authorization of warranty, specification alteration and parts replacement.
 - (2) Product bar code is vague or lost.
- The user manual will update as the product specification or driver's change. Please visit the ORICO official website to get the details: www.orico.com.cn.



官方网站



Website

发行版本：3588US3-MUG-R0

执行标准：GB4943.1-2011

制造商：深圳市元创时代科技有限公司

Manufactured by ORICO Technologies Co., Ltd

电话 /Tel: 86-755-25196059

邮箱 /E-mail: supports@orico.com.cn

官方网站: <http://www.orico.com.cn>

Official Website: <http://www.orico.com.cn>

公司地址：深圳市龙岗区布吉街道李工产业园李六路

12 号中海信创新产业园 14A 栋 903-904

Company Add : 903-904, 14A, Zhonghaixin Innovation

Industrial Park, 6th Gan Lee Road, Buji,

Longgang District, Shenzhen, China

工厂地址：东莞市常平镇塘角路 24 号元创动力 (ORICO)

互联网产业园

Factory Add : ORICO Internet Oriented Industrial Park,

No.24 Tangjiao Rd, Changping County,

Dongguan, China

3588US3

3.5 inch SATA External
Hard Drive Enclosure

User Manual



- 1 -